



DRESS CODE
WA-HI



WHY do WE NEED a DRESS CODE?

- ▣ To reduce disruptions to educational process
- ▣ To promote healthy and safe learning environment
- ▣ To develop school to work transitional skills

HOW DOES VIOLATING THE DRESS CODE DISRUPT WA-HI?

- ▣ Cause others to feel uncomfortable distraction from the learning task on hand
- ▣ Offensive to others
- ▣ Create physical hindrance to participate in the learning activities

HOW DOES VIOLATING THE DRESS CODE CAUSE SAFETY ISSUES?

- ▣ Certain attire can result in injury to self or others (example: chains, sagging pants, spikes, gang related attire etc.)

HOW DOES THE DRESS CODE HELP

WA-HI?

- ▣ Appropriateness to fit the environment
- ▣ Modesty
- ▣ Personal hygiene



DRESS CODE EXAMPLES

Helpful and Appropriate information for WAHI Dress Code are outlined in the Walla Walla High School Student Handbook, pages 33 and 34.

NO

(STRAP TOO NARROW)



YES

(MINIMUM TWO
FINGER WIDTH)



NO

(NECKLINE TOO LOW)



YES




NO

(SINGLE STRAP)



YES



NO
(NO STRAP)



YES




NO

(HALTER TOP)




YES



MAKE SURE GRAPHICS ARE APPROPRIATE!



NO SAGGING PANTS



No Gang Attire !

Bandanas,
13, 18, 509



**Helpful and
Appropriate
information for WAHI
Dress Code are
outlined in the Walla
Walla High School
Student Handbook,
pages 33 and 34.**

