



WELCOME!

Senior Culminating Project
and
College Application Campaign



Why we are here today....

- **Culminating Project**
 - Reminder-- It is a **high school graduation requirement!**
- Continue/finish your **High School and Beyond Plan**
 - You will **earn .5 credit** for it!
- **FAFSA/WASFA** Information
- Investigate a T-2-4 or Military plan and **start your applications!**

The handy guidelines!

The handbook was sent to you via email earlier this week from kcurles@wwps.org

If you can't find it, it is also on the **Class of 2021 Wa-Hi Student Services** Google Classroom

If you need a printed copy, please email waculmprojects@wwps.org

Walla Walla High School Class of 2021 Culminating Project Guidelines



Student Name: _____

There are 4 Main Components of the Culminating Project

1. My Personal Story
2. My Best Works
- ~~3. My Community Service
Volunteer Work~~ *(waived for Class of 2021)*
4. My High School and Beyond Plan

Four Main Component Descriptions

My Personal Story

This section of the project is your time to tell your story, including your journey as a student and what experiences, interests and goals are shaping who you are and what you want to become. Take time to showcase and celebrate your unique talents, interests, and accomplishments. Add documents, pictures, and reflections highlighting your involvement in clubs, athletics, and activities as well as any special recognition you have received.

My Best Work

This section of the culminating project is designed to showcase the schoolwork completed and collected during your high school career. You may remember that you have been asked to collect at least five assignments or projects each year, and now you will present at least two selections from each year. Documents can be scanned or photographed and inserted right into your slides. Be sure to explain why you selected each sample, connecting to your Personal Story and High School and Beyond Plan when appropriate. The works you select should be comprehensive, such as semester or unit tests, research papers, essays, presentations, performances, portfolios, or projects that demonstrate your knowledge and skills obtained throughout the years. Short assignments, quizzes, daily work, entry tasks, etc. should not be included.

My Community Service Volunteer Work

While the 40 hours are not required, we would like you to explain your passions and tell us what you would have done and hope to do in the future.

My High School and Beyond Plan

This section of the culminating project is your opportunity to present your "next steps," your plans for college and/or your career. Please include an updated resume appropriate to your next steps (samples provided in Appendix C) and evidence of either (1) a completed college application (4-year, 2-year, vocational, or technical school) and a FAFSA form; OR (2) a completed job application (consistent with your avocation); OR (3) a completed military, internship, certificate program, or apprenticeship enrollment forms.

Send Questions to Mr. Estes: waculmprojects@wwps.org

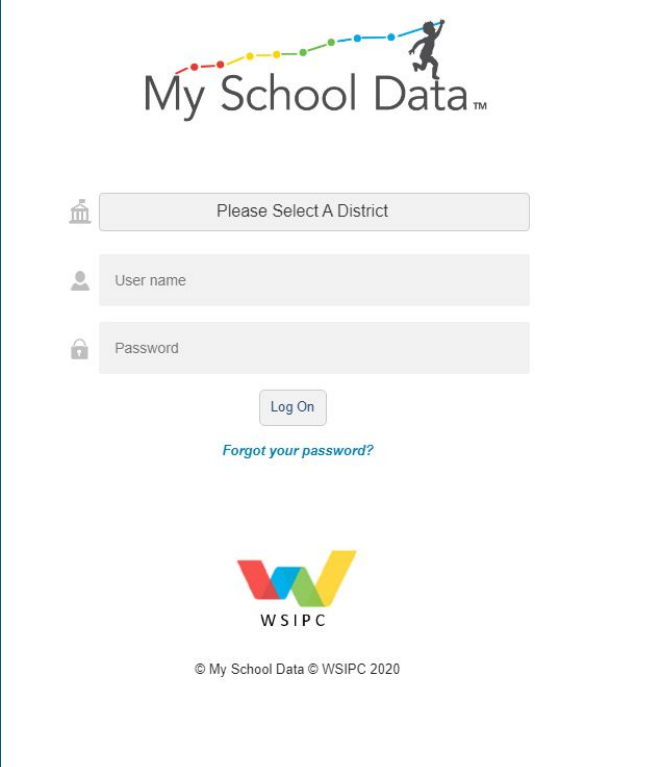
Overview of the Culminating Project

View video here:

<https://youtu.be/mDKTRTs0e6Y>

High School and Beyond Plan (HSBP)

You will complete your HSBP in [My School Data](#), discuss your post high school plans in your [senior presentation](#), and share your these plans in the May [senior survey](#).



The screenshot shows the login interface for My School Data. At the top, the logo features a line graph with a person climbing a peak, followed by the text "My School Data™". Below the logo are three input fields: "Please Select A District" with a school icon, "User name" with a person icon, and "Password" with a lock icon. A "Log On" button is positioned below the password field. A link for "Forgot your password?" is located below the button. At the bottom, the WSIPC logo (a stylized 'W' in red, blue, and yellow) is displayed above the text "WSIPC". The footer contains the copyright notice "© My School Data © WSIPC 2020".

High School and Beyond Plan -- Skyward

Reminder -- This is [due by our next presentation in January](#)

-Detailed instructions will be posted on the HSBP assignment in the **Class of 2021: WaHi Student Services Google Classroom**

You will earn [.5 credit](#) for completing it!

Logging in to High School and Beyond Plan

Log into Skyward (not on your phone)

High School & Beyond Plan

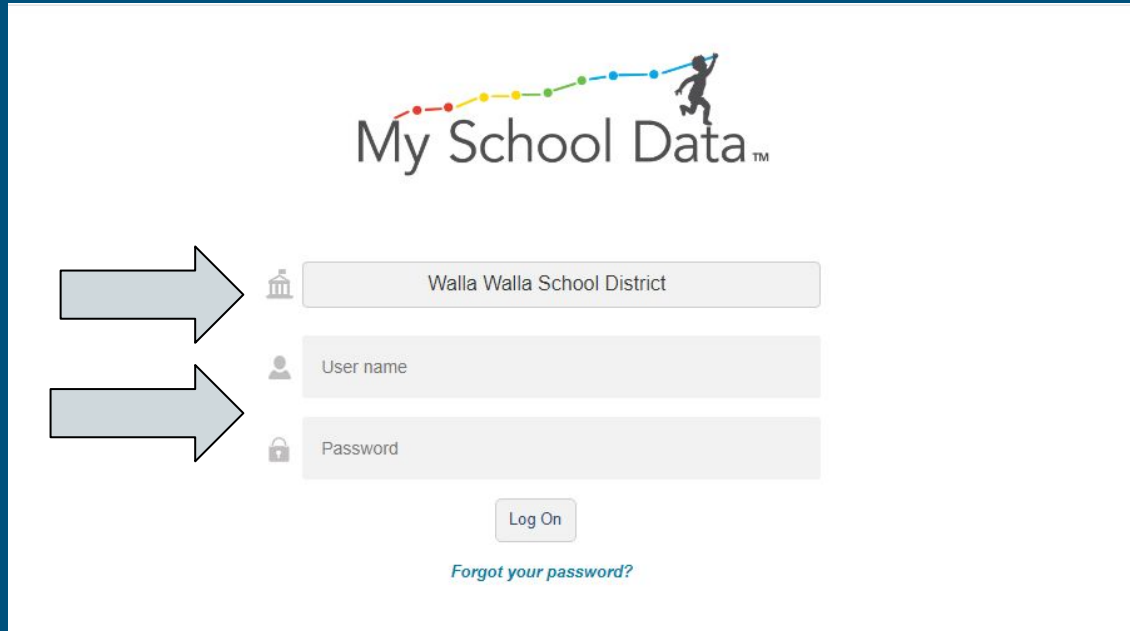
1. Click on “**District Links**” at the top right hand corner of Skyward
2. Click on “**My School Data**”
3. Select A District-- **Walla Walla School District**
4. Login in with Skyward username and password *again*
5. Click “High School and Beyond Plan”

The screenshot shows the Skyward Student Access interface in a Google Chrome browser. The URL is www2.scrdc.wa-k12.net/scripts/cgiip.exe/WService=wwallas71/sfhome01.w. The page features a navigation menu on the left with options like Home, Calendar, Gradebook, Attendance, Student Info, Food Service, Schedule, Activities, Educational Milestones, Graduation Requirements, Academic History, Portfolio, and Login History. The main content area displays a message titled "Free / Reduced Online Application" dated Fri Aug 21, 2020 3:57pm. The message text reads: "Good afternoon, If you would like to participate in the Walla Walla Public School Free / Reduced Lunch Program, you can now fill out your family's Free / Reduced application online. This is currently accessible through your Skyward Family Access account. If you have already filled out a paper application for this school year or received a notice letting you know that you are Free, please disregard this email. From www.wwps.org" followed by a list of instructions: "Click Resources", "In Parents Resources, click Skyward (Family Access)", "Type your Login and Password", "Click the drop down box that says ALL STUDENTS", "Select your student", "Click Food Service", "Click Applications (it's in small blue letters on top of the page)", and "Click Add Application". Below this, it says "Follow the prompts, additional students can be added in the process. You only need to do one application for the whole family." and "If you have questions please feel free to call Nutrition Services at 509-527-3016 or your child's school." The message is signed "Sincerely, Nutrition Services Department". On the right side of the page, there is a "District Links" menu with options: "District Links", "WWPS", "Wa-Hi Website", "MEAL PAYMENTS", and "My School Data". A pink arrow points to the "My School Data" option.

My School Data-- High School and Beyond Plan

Select WW
School
District

Use your
Skyward
log in!



My School Data™

Walla Walla School District

User name

Password

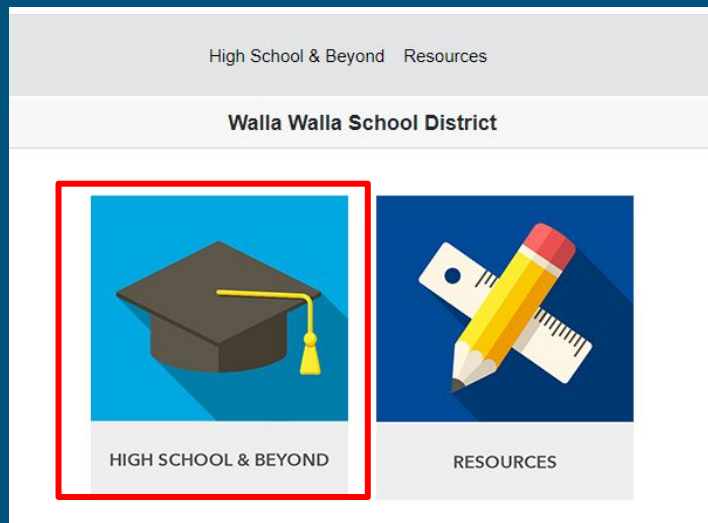
Log On

[Forgot your password?](#)

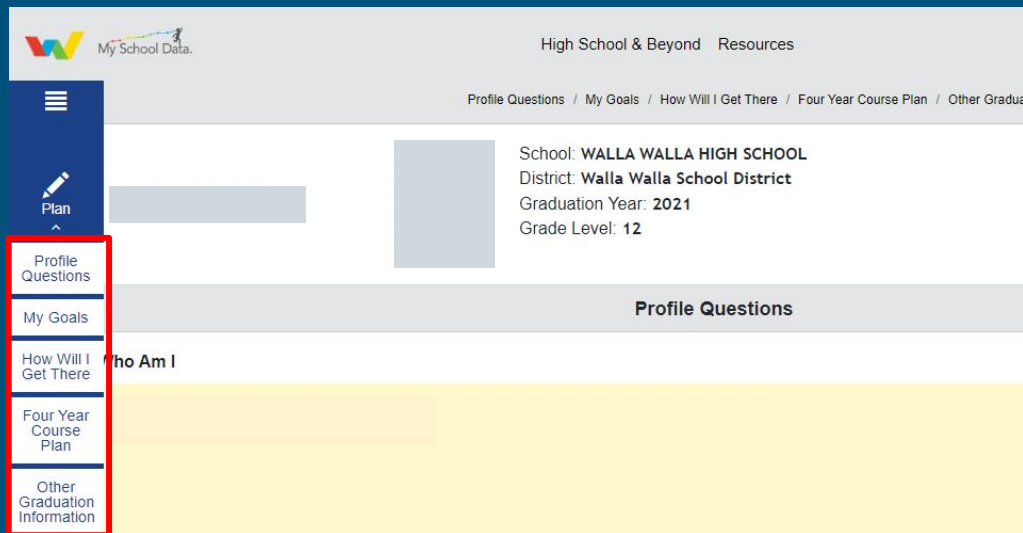
-Then Click on
High School &
Beyond Plan!

My School Data -- High School and Beyond Plan

1. Click on **High School and Beyond**



2. Complete all 5 Sections



My School Data -- High School and Beyond Plan

- Complete all of the sections that you can

 - There will be spots that your counselor has to complete, too

- Write in full sentences! This is an academic assignment that you are earning credit for

- Please write in your scores for the assessments you have taken

- At the end of the page, check that you have discussed your plan with your parents (Requirements Review). You only need to check the 12th grade box!

My School Data -- High School and Beyond Plan

This is an example of a completed High School and Beyond Plan



Educational Milestones																																	
<table border="1"><thead><tr><th colspan="2">State Exams</th></tr><tr><th>Exam Area</th><th>Status</th></tr></thead><tbody><tr><td>English Language Arts</td><td>✗ Not Passed</td></tr><tr><td>Math</td><td>✗ Not Passed</td></tr><tr><td>Science</td><td>✗ Not Passed</td></tr><tr><th>Exam Area</th><th>Status</th></tr><tr><td>Washington State History</td><td>✓ Complete</td></tr></tbody></table>	State Exams		Exam Area	Status	English Language Arts	✗ Not Passed	Math	✗ Not Passed	Science	✗ Not Passed	Exam Area	Status	Washington State History	✓ Complete	<table border="1"><thead><tr><th colspan="2">My School Data High School and Beyond Plan</th></tr><tr><th>Plan Area</th><th>Status</th></tr></thead><tbody><tr><td>HSB Plan Approval for Current Year</td><td>✗ Not Complete</td></tr><tr><td>Profile Question: "Who Am I?"</td><td>✓ Complete</td></tr><tr><td>Profile Question: "What Can I Become?"</td><td>✓ Complete</td></tr><tr><td>Profile Question: "How Will I Become That?"</td><td>✓ Complete</td></tr><tr><td>Career Interest Choices</td><td>✓ Complete</td></tr><tr><td>Post-Secondary Plans</td><td>✓ Complete</td></tr><tr><td>Four Year Course Plan</td><td>✗ Not Complete</td></tr></tbody></table>	My School Data High School and Beyond Plan		Plan Area	Status	HSB Plan Approval for Current Year	✗ Not Complete	Profile Question: "Who Am I?"	✓ Complete	Profile Question: "What Can I Become?"	✓ Complete	Profile Question: "How Will I Become That?"	✓ Complete	Career Interest Choices	✓ Complete	Post-Secondary Plans	✓ Complete	Four Year Course Plan	✗ Not Complete
State Exams																																	
Exam Area	Status																																
English Language Arts	✗ Not Passed																																
Math	✗ Not Passed																																
Science	✗ Not Passed																																
Exam Area	Status																																
Washington State History	✓ Complete																																
My School Data High School and Beyond Plan																																	
Plan Area	Status																																
HSB Plan Approval for Current Year	✗ Not Complete																																
Profile Question: "Who Am I?"	✓ Complete																																
Profile Question: "What Can I Become?"	✓ Complete																																
Profile Question: "How Will I Become That?"	✓ Complete																																
Career Interest Choices	✓ Complete																																
Post-Secondary Plans	✓ Complete																																
Four Year Course Plan	✗ Not Complete																																
Required Elements Complete																																	
✗ Not Complete																																	

It is okay if you haven't met your state testing requirement-- There are other options to meet your Graduation Pathway

Your counselor will approve your HSB Plan

This will be completed when you graduate!

Present to a Panel of Community Members

Check out the scoring sheet and rubric on pages 9 and 10

Aim for a score of 3 or higher on each section!



Who ya gonna call... if you have questions?

Send questions to Mr. Estes
waculmprojects@wwps.org



TRANSITION TIME!!!

Let's talk about our future!

<https://forms.gle/tNPCANDmsf4VGwKu9>



Wa-Hi's Popular Post High School Plans:

- Join the workforce
- Join the Military
- Technical School
- 2-year School
- 4-year School
- Take a Gap Year or Mission



Don't
forget.

bit.ly/wwfinaid



We Want to Help You FAFSA & WASFA

Opportunities for help:

- **Financial Aid:** bit.ly/wwfinaid
- Make an appointment with Katharine
 - <https://www.signupgenius.com/go/9040a4caba72ea1f58-financial>

Things you'll need in order to complete:

- Student Social Security Number*
 - Parents' Social Security Number*
 - Parents' Birthdates
 - Date of parent marriage/divorce
 - 2019 Tax Return
- * if possible (FAFSA only)

— T-2-4 Moment:
Welcome
To Our Special
Guests!

Work Time!

Things to work on:

- Begin work on **college applications**
 - Walla Walla Community College is a great place to start!
- Continue to work on **college applications**
- Investigate and apply for **scholarships**
 - Thewashboard.org
 - bit.ly/wahilist
 - <https://foundation.wbcc.edu/> (Walla Walla CC Scholarship Foundation)
- Investigate **military** options
 - www.todayismilitary.com
- Investigate **work** options
 - Careers.wa.gov